

FAILURE



CENTRUL DE RESURSE  
JURIDICE

residential services for  
children **with disabilities**



**4.733**

residential services for  
children **without disabilities**



**8.319**

**Professional  
fostercarers**



**17.803**

**children in the special  
protection system**



**30.855**

Out of **4733** children  
living in residential  
services for **children  
with disabilities**

**2343**

received  
psychotropic drugs

**939**

were hospitalised in a psychiatric  
hospital at least once

**241**

were hospitalised  
at least three times

Out of **8319** of children  
living in residential  
services for **children  
without disabilities**

**1091**

received  
psychotropic drugs

**641**

were hospitalised in a psychiatric  
hospital at least once

**96**

were hospitalised  
at least three times

Out of **17803** children  
living in **foster care**

**2335**

received  
psychotropic drugs

**498**

were hospitalised in a psychiatric  
hospital at least once

**39**

were hospitalised  
at least three times

Out of **4733** children living in residential services for **children with disabilities**


Out of **8319** of children living in residential services for **children without disabilities**

Out of **17803** children **living in foster care**

**2343** received psychotropic drugs  
**939** were hospitalised in a psychiatric hospital at least once

**1091** received psychotropic drugs  
**641** were hospitalised in a psychiatric hospital at least once

**2335** received psychotropic drugs  
**498** were hospitalised in a psychiatric hospital at least once



**241**

were hospitalised at least three times

**96**

were hospitalised at least three times

**39**

were hospitalised at least three times

Children receiving  
psychotropic drugs at  
31.12.2018

0-6 years

7-13 years

over 14

TOTAL

Residential services  
for children  
with disabilities

153

738

1452

2343

Residential services  
for children without  
disabilities

29

433

629

1091

Foster care

518

1141

676

2335

**TOTAL**

700

2312

2757

5769

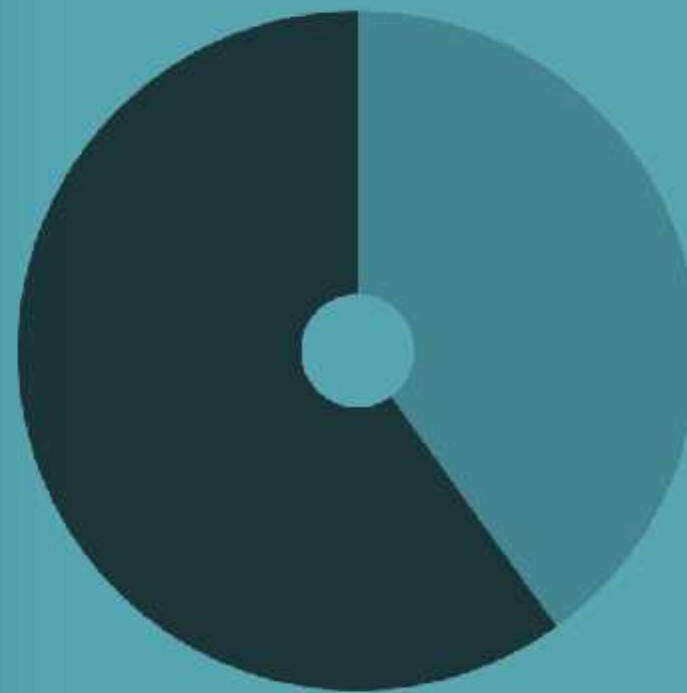
Division by age category of children in the special protection  
system who were receiving psychotropic drugs on 31.12.2018.

Out of the 5769 children receiving psychotropic medication, the following percentages were hospitalised at least one time in a psychiatric hospital in 2018:



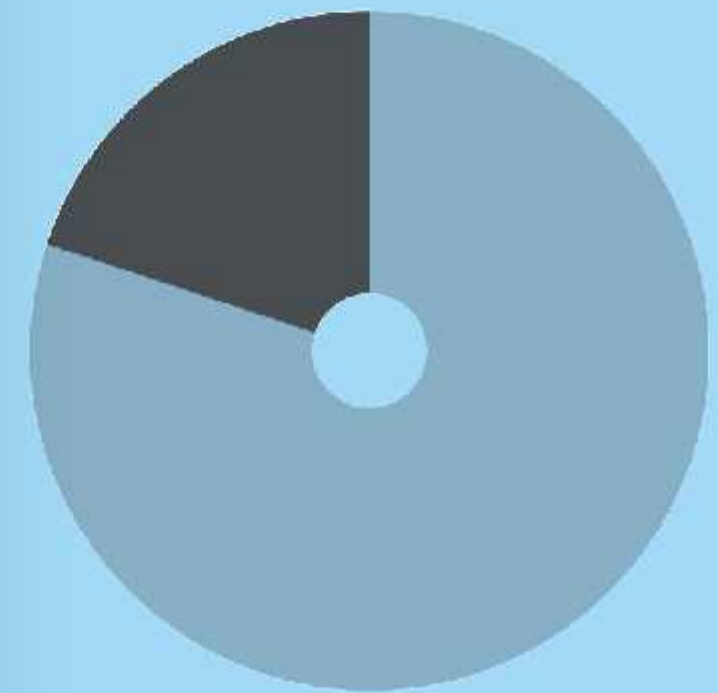
**40%**

of children in residential  
institutions for children with  
disabilities



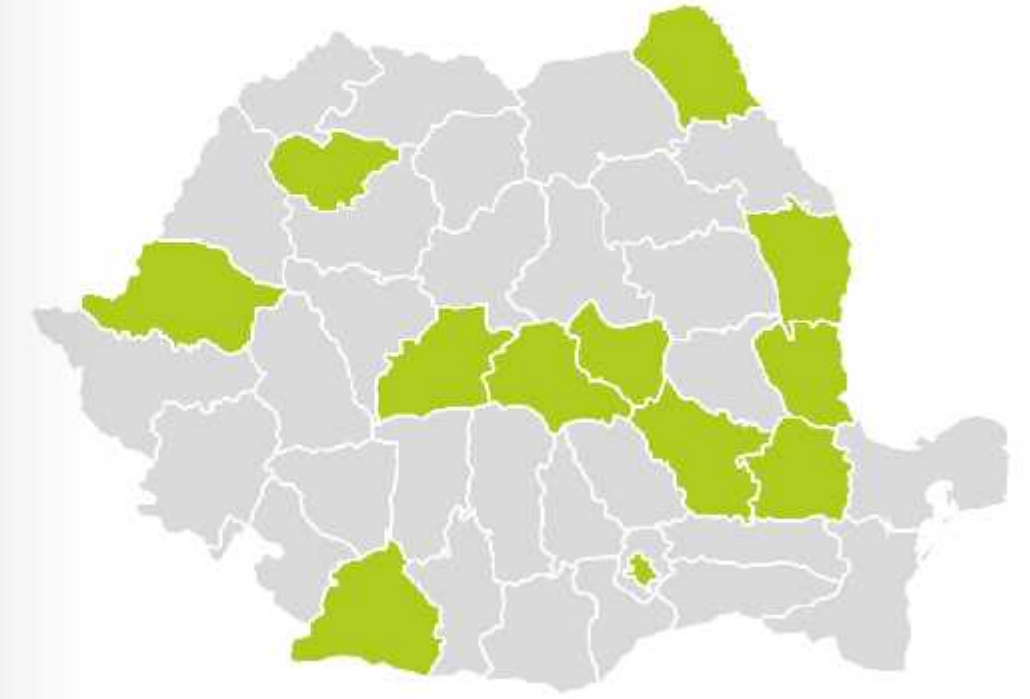
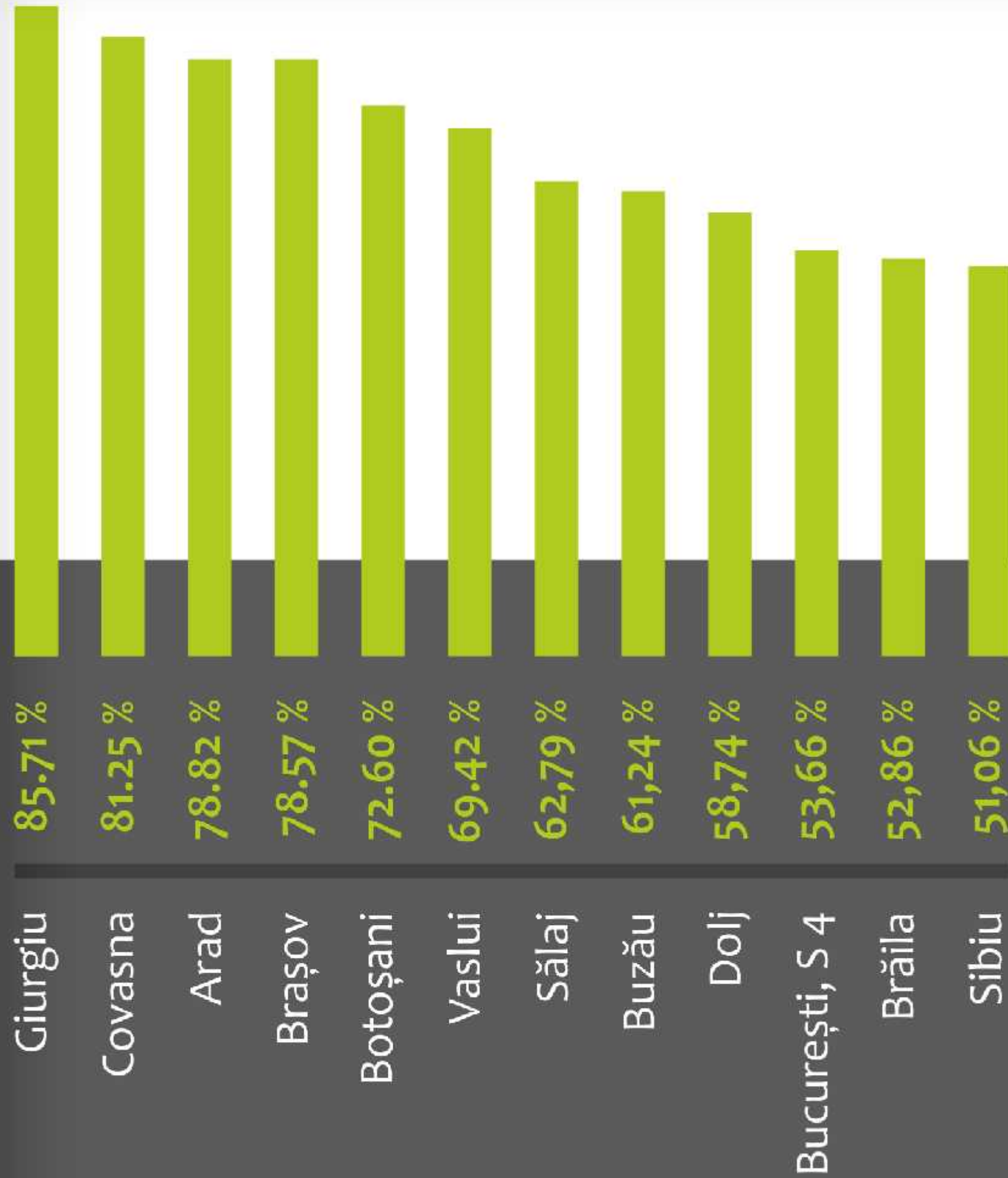
**59%**

of children in residential  
institutions for children  
without disabilities



**21%**

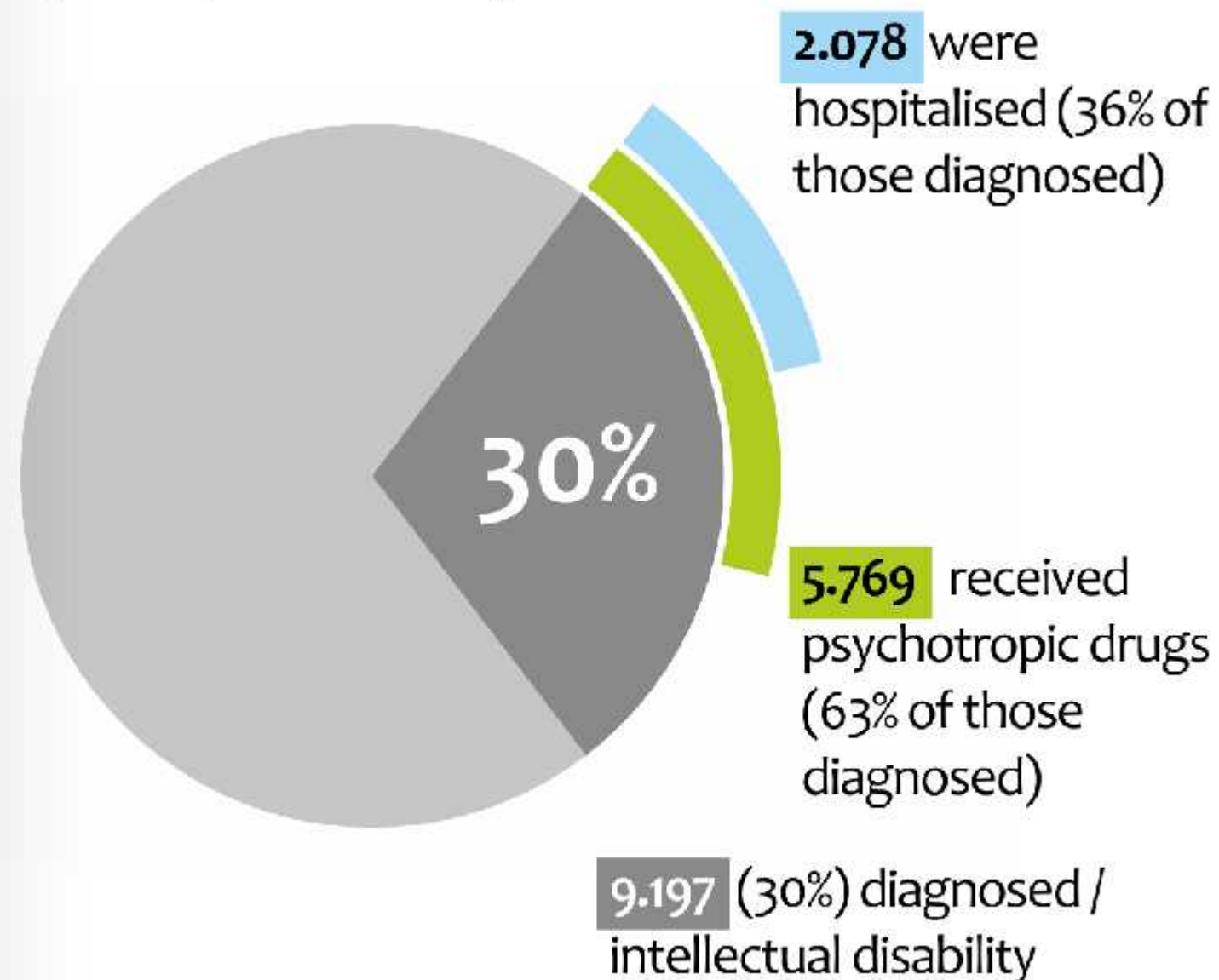
of children in foster care



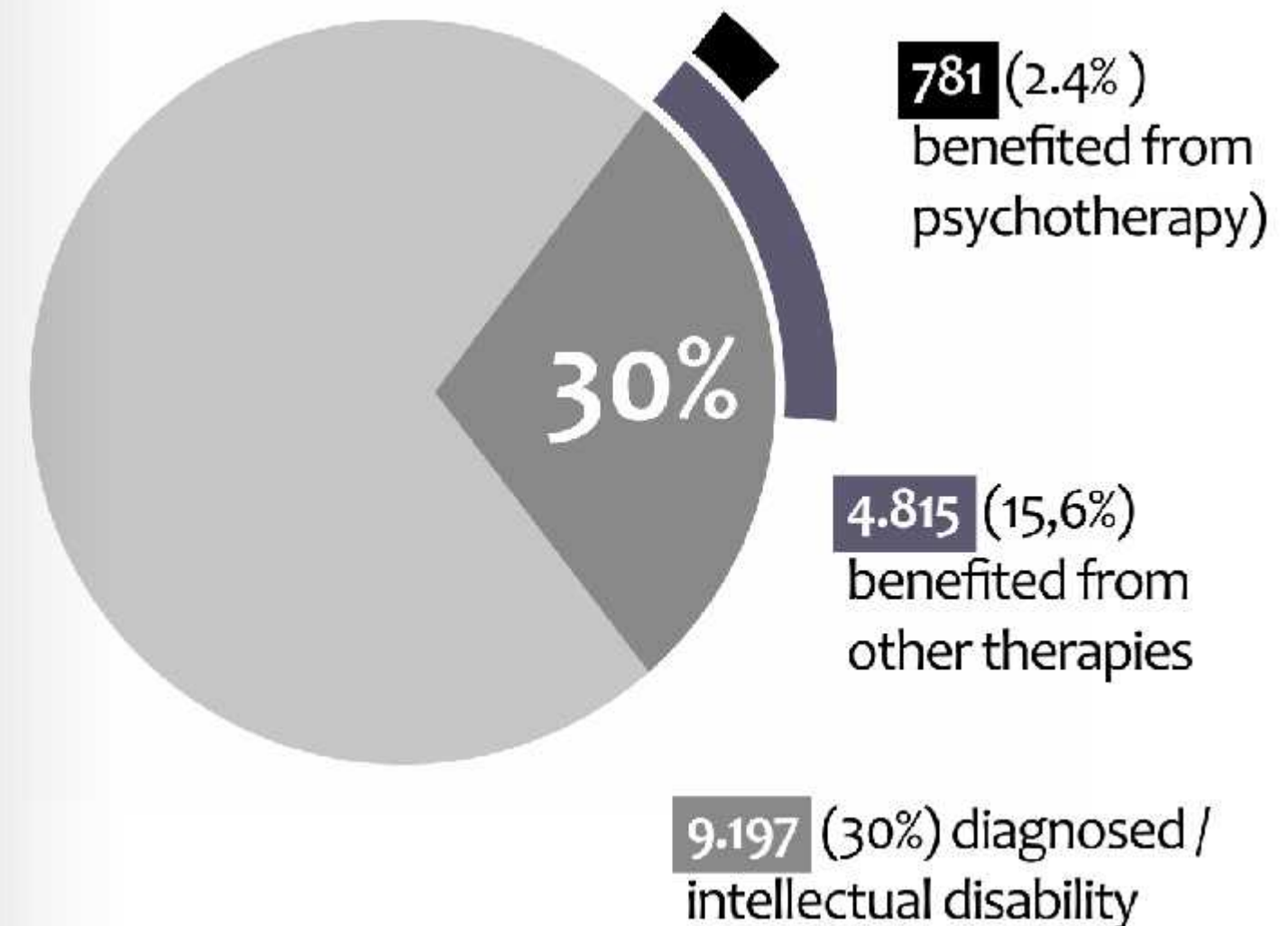
Counties in which more than 50% of children in the special protection sistem received psychotropic drugs in 2018 and were also hospitalised.

# Division based on the number of children who received psychotropic drugs, were hospitalised and benefitted from psychotherapy or other types of therapy in the special protection system for children.

**30.855** children in the special protection system



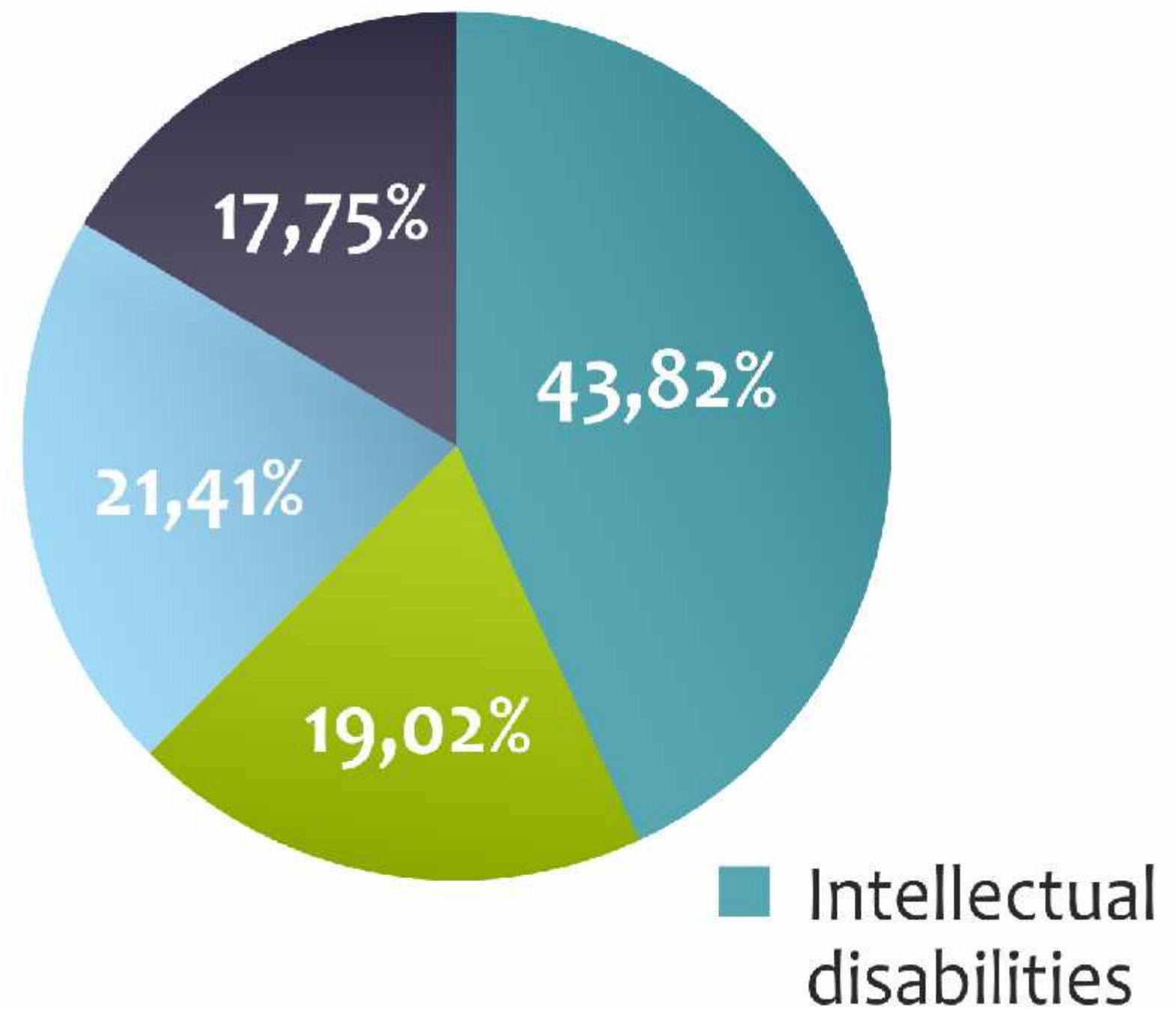
**30.855** children in the special protection system





# Children in the special protection system based on the type of disability or diagnosis

- Depressive episode, ASD, Attachment disorders, Eating disorders, School phobia, etc.
- Behavioral disorders
- Hiperactivity or attention deficit disorders (ADHD)



# Reported data regarding children in the special protection system who were hospitalised and received psychotropic drugs in 2018

